

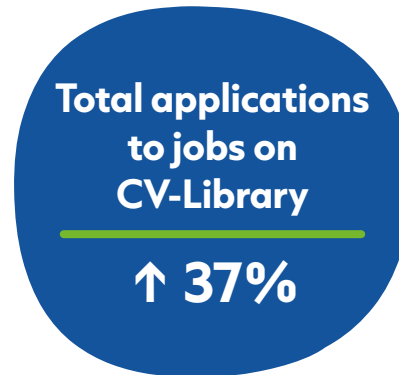
# Client Newsletter

October 2023

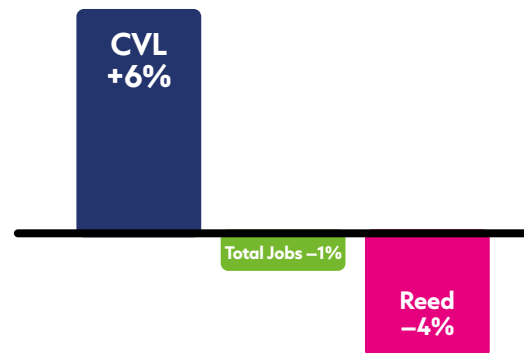
Hire the right  
people, *faster!*



# CV-Library job applications continue to rise in September



## Our traffic share has gone up again



All percentages show year-on-year rise, Sept 2022 to Sept 2023

# CV-Library data trends, September 2023

## CV-Library applications

Top 10 industries

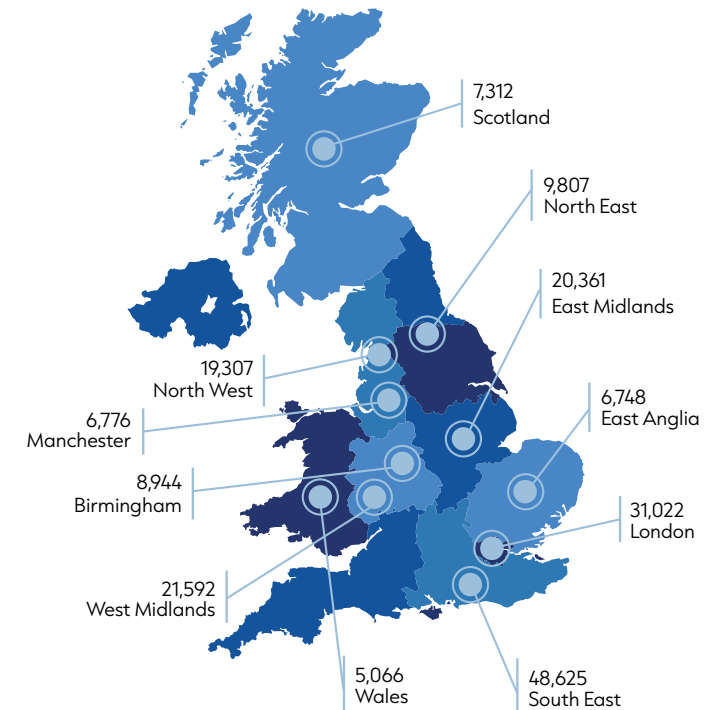
Industry	Applications
Construction	318,078
IT	286,520
Engineering	234,987
Administration	200,328
Distribution	183,119
Accounting/Financial/Insurance	144,528
Education	137,124
Other	108,966
Social Care	103,620
Manufacturing/Surveying	99,576

## CV-Library registrations

Top 10 industries

Industry	Registrations
Retail	26,391
Administration	16,011
IT/Internet/Technical	14,432
Warehouse	13,560
Customer service	13,129
Health medical	12,518
Education	9,957
Engineering	9,857
Construction	8,327
Catering & Food services	7,913

## CV registrations by region



All stats correct as of September 2023

# CV-Library insights



**Insight:** According to our data, in August 2023 the number of applications per job jumped by over a third to 38.3% year on year. Read the full story [here](#).

**Integrations:** We've recently integrated with Natural HR for Job posting and Direct Apply! See who else we're integrated with [here](#).

**Awards:** In September CV-Library won the Creative Offline Marketing Award at the Onrec Online Recruitment Awards. That's 73 major industry awards under our belt – not that we're counting!

**Events:** For more stats and insights into how to optimise your recruitment journey, visit us on Stand 7 at In-House Recruitment Live, Bristol on 9 November.

## Market growth continues...

Despite the general perception that the job market is cooling, job postings at CV-Library actually rose **8.5%** from Aug to Sept 2023.

We've also seen some spectacular growth between Sept 2022 and Sept 2023 in applications and registrations across key industries:

### Key industries by applications (Sept22 v Sept23)

Social Care	↑ 135%
Consulting	↑ 75%
Education	↑ 65%
Electronics	↑ 61%
Medical/Pharmaceutical	↑ 56%
IT	↑ 53%
Retail/Purchasing	↑ 51%
Charities	↑ 46%
Distribution	↑ 37%
Administration	↑ 35%

### Key industries by registrations (Sept22 v Sept23)

Social Care	↑ 64%
Medical/Pharmaceutical	↑ 60%
Consulting	↑ 59%
IT	↑ 56%
Telecoms	↑ 54%
Marketing	↑ 43%
Accounting / Financial	↑ 38%
Recruitment	↑ 35%
Administration	↑ 32%
Sales	↑ 30%